

RESOLUTION NO. 2020 – 20

**A RESOLUTION TO RATIFY THE STATEWIDE
TRANSPORTATION IMPROVEMENT FUND PLAN FY19-23**

WHEREAS, the Oregon Legislature passed HB2017, OR Laws 2017 Chapter 750 which dedicates new revenue for mass transit to be allocated through the Statewide Transportation Improvement Fund (STIF); and

WHEREAS, the Oregon Transportation Commission approved the STIF Plan for Coos County on March 21, 2019; and


WHEREAS, the Coos County Area Transportation District Advisory Committee met on January 6, 2020 to review the STIF Plan for FY19-23;

WHEREAS, the Coos County Area Transportation District Advisory Committee recommends the CCATD Board of Directors adopt Resolution 2020-20 to ratify the Statewide Transportation Improvement Fund Plan FY19-23.

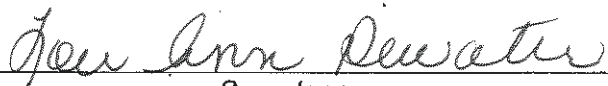
NOW, THEREFORE, BE IT RESOLVED by the Coos County Area Transportation District that the attached STIF Plan for Coos County FY19-23 is hereby adopted.


Adopted by the Coos County Area Transportation District this 13rd day of January 2020.

Coos County Area Transportation District


Chair

ATTEST


Secretary



STIF Plan Template

1. Qualified Entity

Qualified Entity Name

Coos County

Qualified Entity Address

250 North Baxter Street

Address Line 1

Coquille

City

Oregon

State

97423

Zip Code

Employer Identification Number (EIN)

93-6002289

STIF Plan Contact Name

Sergio Gamino

STIF Plan Contact Title

Transit Program Manager

STIF Plan Contact Phone Number

(541) 267-7111

STIF Plan Contact Email

sgamino@scbec.org

Will any of the projects in this STIF Plan use funds jointly managed with one or more other Qualified Entities?

No

1.2 Public Transportation Service Providers in this STIF Plan

Provider 1

Service Provider Name

Coos County Area Transit Service District

Employer Identification Number (EIN)

11-3709789

Service Provider Website

coostransit.org

Service Provider Contact Name**Service Provider Contact Title****Service Provider Phone Number****Service Provider Email****Service Provider Type**

2. Advisory Committees

2.1 Advisory Committee Website

☒ By checking this box I agree all Advisory Committee requirements of OARs 732-040-0030, 732-040-0035 and 732-042-0020 have been met, including but not limited to, required constituencies, bylaws that include method for determining high percentage of Low-Income Households, public meetings, review and prioritization of STIF Plan Projects.

Advisory Committee Web Address

If this information is not available on a website, you may upload other documentation that demonstrates how Advisory Committee information was published.

STAC Member List - October 2018.docx

Limit 100 MB

3. Local Plan Compliance

3.1 Existing Local Plans from which project(s) are derived.

Local Plan 1**Local Plan Name****Governing Body that adopted
Local Plan****Plan Adoption Date****Local Plan Web Address**

Upload copy of Local Plan if it is not available on a website.

Coos Coordinated Plan Adopted 2.7.17.docx

Limit 100 MB

3.2 Local Plan requirements

I agree all Local Plans are consistent with the STIF requirements specified in OAR 732-040-0005(18)

☒ Yes

☐ No, one or more Local Plans are not yet consistent with STIF rule requirements.

4. Accountability

You may insert a web address in place of a description or document upload, as long as the information is sufficient enough to warrant approval of the STIF Plan and comply with STIF Rule.

4.1 Accountability methods

☒ By checking this box I affirm that all of the necessary policies and procedures are in place to ensure compliance with OAR 732, Divisions 40 and 42, and to achieve the goals and outcomes specified in this STIF Plan, including, but not limited to program and financial management, operations management, procurement, use and maintenance of equipment, records retention, compliance with state and federal laws, civil rights and compliance with ADA.

☒ By checking this box I affirm that all of the necessary policies and procedures are in place to ensure compliance of all Sub-Recipients with OAR 732, Divisions 40 and 42, and to achieve the goals and outcomes specified in this STIF Plan, address deficiencies in Sub-Recipient performance, and to ensure the Qualified Entity can accomplish the applicable requirements of these rules, including but not limited to, audit and compliance requirements, accounting requirements, capital asset requirements and reporting requirements.

4.2 Sub-Allocation method

Describe the Qualified Entity's method for sub-allocating STIF Formula Fund moneys and the collaborative process used to work with Public Transportation Service Providers and other potential Sub-Recipients, as relevant, to develop the sub-allocation method.

As the only PTSP in the service area of responsibility and with no other expressed interest in providing service we are not sub-allocating funds to any other provider than the Transit District. Coos County formed a Transit District within the county and passes all monies through to them to manage all public funds.

Limit 1000 Characters

Upload Response

Limit 100 MB

4.3 High Percentage of Low-Income Households

Explain how the STIF Plan defines and identifies communities with a high percentage of Low-Income Households.

See attached file for definition.

Limit 1000 Characters

Upload Response

STIF high percentage low income definition.pdf

Limit 100 MB

5. STIF Plan Period and Adoption

5.1 Period Covered By STIF Plan

Provide start and end dates for projects proposed for funding in this STIF Plan. The earliest possible start date for the initial solicitation cycle is July 1, 2018. For this first funding cycle, providers are required to end the Plan period no later than June 30, 2021.

Start Date:

7/1/2018

End Date:

6/30/2021

End date is set to 6/30/2021. Do not adjust this date.

5.2 STIF Plan Adoption

STIF Plan Advisory Committee recommendation date

10/11/2018

STIF Plan Governing Body adoption date

10/16/2018

Website where Governing Body adoption document is located

<http://coostransit.org/coos-county-transit-advisory-committee/>

Upload Governing Body adoption document if website is unavailable.

STIF Project List - adopted 16 Oct 2018.pdf

Limit 100 MB

Did the Governing Body modify the Advisory Committee's recommended STIF Plan?

No

6. Projects

6.1 Project Detail Entry

Project 1

Public Transportation Service Provider or Qualified Entity Name

Coos County Area Transit Service District

Project Name

Increased fixed route and intercity services.

Limit 50 characters

Project Description

Increases routes and shortens frequency of fixed route/intercity service in the Coos Bay/North Bend (Saturday service) area and Powers, establishes a new fixed route service to the city of Bandon (3 days a week).

Limit 250 Characters

Do you plan to expend funding in a future STIF Plan period?

☐ Yes

☒ No

Is this project part of your 100% list or 130% list?

100 % List

100% List Project Rank

2

Project budget share to improve, expand or maintain public transportation service

Improve or Expand Service

100%

Maintain Service

0 %

Local Plan from which this project is derived:

Coos County Coordinated Human Services Plan

Local Plan page number

47

Multi-Phase Project

Is your project part of a larger multi-phase project?

No

6.1.1 Project Scope

Task 1

Category

Operations 300-00 Operations

Specify the mode that this task will support.

☒ Fixed Route ☐ Demand Response

300.00 Operations Activity Type

☒ Operating Assistance 30.09

Operating Assistance Activity Detail

☒ 30.09.01 Operating Assistance

☐ 44.26.14 Communications

☐ 11.7L.00 Mobility Management

Project Administration Activity Detail

☒ 11.79.00 Project Administration

6.1.2 Expenditure Estimates

Expenditures by Fund Source and Fiscal Year

Enter estimates of all expenditures for activities in this task denoting both fund source and fiscal year of expenditure.

Fund Type	2019	2020	2021	Total
-----------	------	------	------	-------

STIF	\$4,160.00	\$96,628.60	\$236,334.61	\$337,123.21
Federal	\$0.00	\$0.00	\$0.00	\$0.00
Other State	\$0.00	\$0.00	\$0.00	\$0.00
Local	\$0.00	\$0.00	\$0.00	\$0.00
Other Funds	\$0.00	\$0.00	\$0.00	\$0.00

\$4,160.00 \$96,628.60 \$236,334.61 \$337,123.21

6.1.3 Outcome Measures

Minimum required measures for operations tasks

Revenue Miles

44,080

Revenue Hours

2,900.00

Rides

55,100

Number of people with access to transit (within ½ mile of transit stop for fixed route)

5,141

Number of Low-Income Households with access to transit (within ½ mile of transit stop for fixed route)

3,162

Number of new shared stops with other transit providers (reducing fragmentation in transit services)

2

Is this project supporting student transportation?

Yes

Choose at least one

Operations

- ☐ Number of students in grades 9-12 with free or reduced fare transit pass
- ☒ Number of students in grades 9-12 attending a school served by transit
- ☐ Number of rides provided to students in grades 9-12
- ☐ Other

Number of students in grades 9-12 attending a school served by transit

300

6.2 Allocation of STIF funds by project

STIF Criteria

1. Increased frequency of bus service to areas with a high percentage of Low-Income Households.
2. Expansion of bus routes and bus services to serve areas with a high percentage of Low-Income Households.
3. Fund the implementation of programs to reduce fares for public transportation in communities with a high percentage of Low-Income Households.
4. Procurement of low or no emission buses for use in areas with 200,000 or more.
5. The improvement in the frequency and reliability of service between communities inside and outside of the Qualified Entity's service area.
6. Coordination between Public Transportation Service Providers to reduce fragmentation in the provision of transportation services.
7. Implementation of programs to provide student transit service for students in grades 9-12.

FY 2019 STIF Total
\$4,160.00

FY 2020 STIF Total
\$96,628.60

FY 2021 STIF Total
\$236,334.61

Fund Allocation (Must not exceed 100% per criterion per fiscal year)

If some criteria don't apply, fill in with zeros. Do not add or remove additional criterion.

Criterion	FY 2019	FY 2020	FY 2021
Criterion 1	75.0 %	75.0 %	75.0 %
Criterion 2	15.0 %	15.0 %	15.0 %
Criterion 3	0.0 %	0.0 %	0.0 %
Criterion 4	0.0 %	0.0 %	0.0 %
Criterion 5	3.0 %	3.0 %	3.0 %
Criterion 6	2.0 %	2.0 %	2.0 %
Criterion 7	5.0 %	5.0 %	5.0 %
	100.0 %	100.0 %	100.0 %

6.3 Oregon Public Transportation Plan Goals

Select at least one goal.

Select the OPTP goals that apply to your STIF Plan Projects.

- ☒ Goal 1 Mobility: Public Transportation User Experience -- People of all ages, abilities, and income levels move reliably and conveniently between destinations using an affordable, well-coordinated public transportation system. People in Oregon routinely use public transportation to meet their daily needs.
- ☒ Goal 2: Accessibility and Connectivity -- Riders experience user-friendly and convenient public transportation connections to and between services and travel modes in urban, suburban, rural, regional, and interstate areas.
- ☐ Goal 3: Community Livability and Economic Vitality -- Public transportation promotes community livability and economic vitality by efficiently and effectively moving people of all ages to and from homes, jobs, businesses, schools and colleges, and other destinations in urban, suburban, and rural areas.
- ☒ Goal 4: Equity -- Public transportation provides affordable, safe, efficient, and equitable transportation to jobs, services, and key destinations, improving quality of life for all Oregonians.
- ☐ Goal 5: Health -- Public transportation fosters improved health of Oregonians by promoting clean air, enhancing connections between people, enabling access to services such as health care and goods such as groceries, and by giving people opportunities to integrate physical activity into everyday life through walking and bicycling to and from public transportation.
- ☒ Goal 6: Safety and Security -- Public transportation trips are safe; riders feel safe and secure during their travel. Public transportation contributes to the resilience of Oregon communities.
- ☐ Goal 7: Environmental Sustainability -- Public transportation contributes to a healthy environment and climate by moving more people with efficient, low-emission vehicles, reducing greenhouse gases and other pollutants.
- ☒ Goal 8: Land Use -- Public transportation is a tool that supports Oregon's state and local land use goals and policies. Agencies collaborate to ensure public transportation helps shape great Oregon communities providing efficient and effective travel options in urban, suburban, and rural areas.
- ☐ Goal 9: Funding and Strategic Investment -- Strategic investment in public transportation supports the overall transportation system, the economy, and Oregonians' quality of life. Sustainable and reliable funding enables public transportation services and infrastructure to meet public needs.
- ☒ Goal 10: Communication, Collaboration, and Coordination -- Public and private transportation providers and all levels of government within the state and across state boundaries work collaboratively and foster partnerships that make public transportation seamless regardless of jurisdiction.

Goal 1 Policies - Select all that apply.

- ☒ Policy 1.1: Provide consistent and reliable public transportation services that people can count on to meet their travel needs.
- ☐ Policy 1.2: Provide customers access to clear, accurate information about public transportation services through multiple sources and media.
- ☐ Policy 1.3: Enact fare policies that reflect the needs of the community served; ensure that public transportation fares are understandable and easy to pay.
- ☐ Policy 1.4: Coordinate and enhance mobility management services and strategies to better coordinate services to enable riders and potential riders to use public transportation.
- ☒ Policy 1.5: Advance efficient mobility and reduce traffic congestion by enabling and promoting reliable, efficient service on corridors identified as public transportation priority corridors.

☐ Policy 1.6: Work proactively with state and local planning bodies to support local and regional public transportation plans and goals throughout the state.

Goal 2 Policies - Select all that apply.

☒ Policy 2.1: Enhance existing and identify new public transportation connections and services.

☒ Policy 2.2: Improve access to and ease of use for public transportation by connecting routes and services, including linking stops and stations to bicycle and pedestrian facilities.

☒ Policy 2.3: Provide coordinated, seamless regional and intercity bus and rail public transportation services to enable trips for commuting and recreation, and assist rural residents to access services in larger communities.

☒ Policy 2.4: Encourage employers, educational institutions, and others to provide opportunities for employees' and clients' use of public transportation, carpool, vanpool, shuttles, and other shared rides.

Goal 4 Policies - Select all that apply.

☒ Policy 4.1: Engage populations recognized as transportation disadvantaged in public transportation service decision making.

☐ Policy 4.2: Understand and communicate how disparities, barriers, and needs affect the ability of people to access and use public transportation, especially those who are transportation disadvantaged.

☒ Policy 4.3: Identify disparities, barriers, and needs that impact people's ability to access and use public transportation.

☒ Policy 4.4: Address the disparities, barriers, and needs that impact people's ability to access and use public transportation.

☐ Policy 4.5: Integrate equity criteria into funding decisions.

Goal 6 Policies - Select all that apply.

☐ Policy 6.1: Plan for, design, and locate transit stops and stations to support safe facilities, including providing safe street crossings.

☒ Policy 6.2: Provide for passenger and operator security on public transportation vehicles and at stops and stations through investments in facility design, amenities, appropriate security systems and personnel, and coordination with law enforcement staff.

☐ Policy 6.3: Enhance the safety of public transportation through personnel training and education programs.

☒ Policy 6.4: Promote public transportation as a safe travel option through public outreach campaigns and rider education programs.

☐ Policy 6.5: Incorporate innovations, such as new technologies and strategies, to increase public transportation safety and security.

☐ Policy 6.6: Integrate public transportation agencies and personnel into emergency response and recovery planning and training activities to support resilience during and after natural disasters and other emergencies.

Goal 8 Policies - Select all that apply.

☒ Policy 8.1: Increase the use of public transportation by fully integrating public transportation with other community plans including transportation, land use, and economic development plans.

☒ Policy 8.2: Elevate public transportation in developer, employer, community service provider, and public agency decision making, such as siting and development decisions. Recognize the impact land use has on people's ability to use public transportation and other transportation options.

☐ Policy 8.3: Foster the development of housing near public transportation routes and services.

Goal 10 Policies - Select all that apply.

☐ Policy 10.1: Coordinate communication and marketing to promote knowledge and understanding of available public transportation services.

☐ Policy 10.2: Collaborate and share costs for resources, supplies, and services that can be used by multiple agencies.

☐ Policy 10.3: Identify and advance opportunities to share data resources and collection methods.

☒ Policy 10.4: Collaborate with various agencies, jurisdictions, and transportation providers in support of effective public transportation that is reliable and easy to use and helps meet state, regional, and community goals.

☒ Policy 10.5: Collaborate among agencies, jurisdictions, and providers to ensure the public transportation system is integrated as a component of the broader multimodal transportation system in Oregon. Provide leadership for public transportation activities and build upon efforts to coordinate public transportation services, especially statewide services.

6.4 Project Summary

Project Name

Increased fixed route and intercity services.

STIF Project Grand Total

\$337,123.21

FY 2019 STIF Project Total

\$4,160.00

FY 2020 STIF Project Total

\$96,628.60

FY 2021 STIF Project Total

\$236,334.61

FY 2019 percent of STIF Funds supporting student transportation

5.00 %

FY 2020 percent of STIF Funds supporting student transportation

5.00 %

FY 2021 percent of STIF Funds supporting student transportation

5.00 %

Project 2

Public Transportation Service Provider or Qualified Entity Name

Coos County Area Transit Service District

Project Name

Increase Operating Capacity

Limit 50 characters

Project Description

Talent recruitment and retention project. Increase base pay in order to offer competitive wage and benefits. Expand support capacity by providing full time dispatch coverage during business hours. All projects support low income households.

Limit 250 Characters

Do you plan to expend funding in a future STIF Plan period?

☐ Yes

☒ No

Is this project part of your 100% list or 130% list?

100 % List

100% List Project Rank

1

Project budget share to improve, expand or maintain public transportation service

Improve or Expand Service

100%

Maintain Service

0 %

Local Plan from which this project is derived:

Coos County Coordinated Human Services Plan

Local Plan page number

47

Multi-Phase Project

Is your project part of a larger multi-phase project?

No

6.1.1 Project Scope

Task 1

Category

Operations 300-00 Operations

Specify the mode that this task will support.

☐ Fixed Route ☒ Demand Response

300.00 Operations Activity Type

☒ Operating Assistance 30.09

Operating Assistance Activity Detail

☒ 30.09.01 Operating Assistance

☐ 44.26.14 Communications

☐ 11.7L.00 Mobility Management

6.1.2 Expenditure Estimates

Expenditures by Fund Source and Fiscal Year

Enter estimates of all expenditures for activities in this task denoting both fund source and fiscal year of expenditure.

Fund Type	2019	2020	2021	Total
-----------	------	------	------	-------

STIF	\$23,561.00	\$173,643.10	\$198,523.78	\$395,727.88
Federal	\$0.00	\$0.00	\$0.00	\$0.00
Other State	\$0.00	\$0.00	\$0.00	\$0.00
Local	\$0.00	\$0.00	\$0.00	\$0.00
Other Funds	\$0.00	\$0.00	\$0.00	\$0.00

\$23,561.00 \$173,643.10 \$198,523.78 \$395,727.88

6.1.3 Outcome Measures

Minimum required measures for operations tasks

Revenue Miles

0

Revenue Hours

0.00

Rides

0

Number of people with access to transit (within ½ mile of transit stop for fixed route)

0

Number of Low-Income Households with access to transit (within ½ mile of transit stop for fixed route)

0

Number of new shared stops with other transit providers (reducing fragmentation in transit services)

0

Is this project supporting student transportation?

Yes

Choose at least one

Operations

- ☐ Number of students in grades 9-12 with free or reduced fare transit pass
- ☒ Number of students in grades 9-12 attending a school served by transit
- ☐ Number of rides provided to students in grades 9-12
- ☐ Other

Operations - Demand Response

- ☒ Number of students in grades 9-12 served by demand response

Number of students in grades 9-12 attending a school served by transit

616

Number of students in grades 9-12 served by demand response

616

Optional Outcome Measures

Outcome Measure 1

All Project Types

Other Measure:

Reduce administrative time spent on hiring and training new staff, draw from a better pool of candidates, retention will improve reliability of service, be more responsive to incoming calls.

Number of Units:

Task 2

Category

Administration 620-00 Project Administration

620-00 Project Administration

© Project Administration 11.79

Project Administration Activity Detail

© 11.79.00 Project Administration

6.1.2 Expenditure Estimates

Expenditures by Fund Source and Fiscal Year

Enter estimates of all expenditures for activities in this task denoting both fund source and fiscal year of expenditure.

Fund Type	2019	2020	2021	Total
STIF	\$30,268.90	\$82,827.00	\$92,623.35	\$205,719.25
Federal	\$0.00	\$0.00	\$0.00	\$0.00
Other State	\$0.00	\$0.00	\$0.00	\$0.00
Local	\$0.00	\$0.00	\$0.00	\$0.00
Other Funds	\$0.00	\$0.00	\$0.00	\$0.00

\$30,268.90

\$82,827.00

\$92,623.35

\$205,719.25

6.1.3 Outcome Measures

Optional Outcome Measures

Outcome Measure 1

All Project Types

Other Measure:

Organization will be more efficient in the tracking and managing of fiscal processes and grants.

Number of Units:

N/A

6.2 Allocation of STIF funds by project

STIF Criteria

1. Increased frequency of bus service to areas with a high percentage of Low-Income Households.
2. Expansion of bus routes and bus services to serve areas with a high percentage of Low-Income Households.
3. Fund the implementation of programs to reduce fares for public transportation in communities with a high percentage of Low-Income Households.
4. Procurement of low or no emission buses for use in areas with 200,000 or more.
5. The improvement in the frequency and reliability of service between communities inside and outside of the Qualified Entity's service area.
6. Coordination between Public Transportation Service Providers to reduce fragmentation in the provision of transportation services.
7. Implementation of programs to provide student transit service for students in grades 9-12.

FY 2019 STIF Total
\$53,829.90

FY 2020 STIF Total
\$256,470.10

FY 2021 STIF Total
\$291,147.13

Fund Allocation (Must not exceed 100% per criterion per fiscal year)

If some criteria don't apply, fill in with zeros. Do not add or remove additional criterion.

Criterion	FY 2019	FY 2020	FY 2021
Criterion 1	0.0 %	0.0 %	0.0 %

Criterion 2	0.0 %	0.0 %	0.0 %
Criterion 3	0.0 %	0.0 %	0.0 %
Criterion 4	0.0 %	0.0 %	0.0 %
Criterion 5	80.0 %	80.0 %	80.0 %
Criterion 6	20.0 %	20.0 %	20.0 %
Criterion 7	0.0 %	0.0 %	0.0 %
	100.0 %	100.0 %	100.0 %

6.3 Oregon Public Transportation Plan Goals

Select at least one goal.

Select the OPTP goals that apply to your STIF Plan Projects.

☒ Goal 1 Mobility: Public Transportation User Experience -- People of all ages, abilities, and income levels move reliably and conveniently between destinations using an affordable, well-coordinated public transportation system. People in Oregon routinely use public transportation to meet their daily needs.

☐ Goal 2: Accessibility and Connectivity -- Riders experience user-friendly and convenient public transportation connections to and between services and travel modes in urban, suburban, rural, regional, and interstate areas.

☒ Goal 3: Community Livability and Economic Vitality -- Public transportation promotes community livability and economic vitality by efficiently and effectively moving people of all ages to and from homes, jobs, businesses, schools and colleges, and other destinations in urban, suburban, and rural areas.

☒ Goal 4: Equity -- Public transportation provides affordable, safe, efficient, and equitable transportation to jobs, services, and key destinations, improving quality of life for all Oregonians.

☐ Goal 5: Health -- Public transportation fosters improved health of Oregonians by promoting clean air, enhancing connections between people, enabling access to services such as health care and goods such as groceries, and by giving people opportunities to integrate physical activity into everyday life through walking and bicycling to and from public transportation.

☒ Goal 6: Safety and Security -- Public transportation trips are safe; riders feel safe and secure during their travel. Public transportation contributes to the resilience of Oregon communities.

☐ Goal 7: Environmental Sustainability -- Public transportation contributes to a healthy environment and climate by moving more people with efficient, low-emission vehicles, reducing greenhouse gases and other pollutants.

☐ Goal 8: Land Use -- Public transportation is a tool that supports Oregon's state and local land use goals and policies. Agencies collaborate to ensure public transportation helps shape great Oregon communities providing efficient and effective travel options in urban, suburban, and rural areas.

☒ Goal 9: Funding and Strategic Investment -- Strategic investment in public transportation supports the overall transportation system, the economy, and Oregonians' quality of life. Sustainable and reliable funding enables public transportation services and infrastructure to meet public needs.

☒ Goal 10: Communication, Collaboration, and Coordination -- Public and private transportation

providers and all levels of government within the state and across state boundaries work collaboratively and foster partnerships that make public transportation seamless regardless of jurisdiction.

Goal 1 Policies - Select all that apply.

- ☒ Policy 1.1: Provide consistent and reliable public transportation services that people can count on to meet their travel needs.
- ☐ Policy 1.2: Provide customers access to clear, accurate information about public transportation services through multiple sources and media.
- ☐ Policy 1.3: Enact fare policies that reflect the needs of the community served; ensure that public transportation fares are understandable and easy to pay.
- ☒ Policy 1.4: Coordinate and enhance mobility management services and strategies to better coordinate services to enable riders and potential riders to use public transportation.
- ☐ Policy 1.5: Advance efficient mobility and reduce traffic congestion by enabling and promoting reliable, efficient service on corridors identified as public transportation priority corridors.
- ☒ Policy 1.6: Work proactively with state and local planning bodies to support local and regional public transportation plans and goals throughout the state.

Goal 3 Policies - Select all that apply.

- ☒ Policy 3.1: Enhance access to education and employment via public transportation.
- ☒ Policy 3.2: Promote and support use of public transportation for tourism and special events in Oregon.
- ☒ Policy 3.3: Promote the use of public transportation to foster greater community livability.

Goal 4 Policies - Select all that apply.

- ☐ Policy 4.1: Engage populations recognized as transportation disadvantaged in public transportation service decision making.
- ☐ Policy 4.2: Understand and communicate how disparities, barriers, and needs affect the ability of people to access and use public transportation, especially those who are transportation disadvantaged.
- ☐ Policy 4.3: Identify disparities, barriers, and needs that impact people's ability to access and use public transportation.
- ☐ Policy 4.4: Address the disparities, barriers, and needs that impact people's ability to access and use public transportation.
- ☒ Policy 4.5: Integrate equity criteria into funding decisions.

Goal 6 Policies - Select all that apply.

- ☐ Policy 6.1: Plan for, design, and locate transit stops and stations to support safe facilities, including providing safe street crossings.
- ☐ Policy 6.2: Provide for passenger and operator security on public transportation vehicles and at stops and stations through investments in facility design, amenities, appropriate security systems and personnel, and coordination with law enforcement staff.
- ☐ Policy 6.3: Enhance the safety of public transportation through personnel training and education programs.
- ☒ Policy 6.4: Promote public transportation as a safe travel option through public outreach campaigns and rider education programs.
- ☐ Policy 6.5: Incorporate innovations, such as new technologies and strategies, to increase public transportation safety and security.

☐ Policy 6.6: Integrate public transportation agencies and personnel into emergency response and recovery planning and training activities to support resilience during and after natural disasters and other emergencies.

Goal 9 Policies - Select all that apply.

☒ Policy 9.1: Invest strategically in maintenance, planning, transit service, and capital improvements to preserve and enhance public transportation.

☐ Policy 9.2: Foster creative investments and partnerships among public agencies and private organizations to improve the efficiency and effectiveness of public transportation services.

☒ Policy 9.3: Pursue stable and consistent funding for public transportation operations and capital investments that maintain services and address identified needs.

Goal 10 Policies - Select all that apply.

☐ Policy 10.1: Coordinate communication and marketing to promote knowledge and understanding of available public transportation services.

☐ Policy 10.2: Collaborate and share costs for resources, supplies, and services that can be used by multiple agencies.

☐ Policy 10.3: Identify and advance opportunities to share data resources and collection methods.

☒ Policy 10.4: Collaborate with various agencies, jurisdictions, and transportation providers in support of effective public transportation that is reliable and easy to use and helps meet state, regional, and community goals.

☐ Policy 10.5: Collaborate among agencies, jurisdictions, and providers to ensure the public transportation system is integrated as a component of the broader multimodal transportation system in Oregon. Provide leadership for public transportation activities and build upon efforts to coordinate public transportation services, especially statewide services.

6.4 Project Summary

Project Name

Increase Operating Capacity

STIF Project Grand Total

\$601,447.13

FY 2019 STIF Project Total

\$53,829.90

FY 2020 STIF Project Total

\$256,470.10

FY 2021 STIF Project Total

\$291,147.13

FY 2019 percent of STIF Funds supporting student transportation

0.00 %

FY 2020 percent of STIF Funds supporting student transportation

0.00 %

FY 2021 percent of STIF Funds supporting student transportation

0.00 %

Project 3

Public Transportation Service Provider or Qualified Entity Name

Coos County Area Transit Service District

Project Name

Rolling Stock!

Limit 50 characters

Project Description

Replace our aged fleet! All but five of our fleet have surpassed their useful life and we continue to be plagued by high maintenance costs. Due to the increase in trips with new routes it will be beneficial to have new buses.

Limit 250 Characters

Do you plan to expend funding in a future STIF Plan period?

☐ Yes

☒ No

Is this project part of your 100% list or 130% list?

100 % List

100% List Project Rank

4

Project budget share to improve, expand or maintain public transportation service

Improve or Expand Service

100%

Maintain Service

0 %

Local Plan from which this project is derived:

Coos County Coordinated Human Services Plan

Local Plan page number

47

Multi-Phase Project

Is your project part of a larger multi-phase project?

No

6.1.1 Project Scope

Task 1

Category

Capital 111-00 Bus Rolling Stock

111-00 Bus Rolling Stock Activity Type

☐ Engineering & Design - Capital Bus 11.11

☒ Buy Replacements - Capital Bus 11.12

☐ Buy Expansion - Capital Bus 11.13

☐ Rehab / Rebuild Capital Bus 11.14

☐ Mid Life Rebuild 11.15

- ☐ Lease - Replacement - Capital Bus 11.16
- ☐ Vehicle Overhaul - Up to 20% Vehic Maint 11.17
- ☐ Lease Expansion - Capital Bus 11.18

Buy Replacements - Capital Bus 11.12 Activity Detail

- ☐ 11.12.01 Bus STD 40 FT
- ☐ 11.12.02 Bus STD 35 FT
- ☐ 11.12.03 Bus 30 FT
- ☐ 11.12.04 Bus < 30 FT
- ☐ 11.12.06 Bus Articulated
- ☒ 11.12.07 Bus Commuter / Suburban
- ☐ 11.12.08 Bus Intercity
- ☐ 11.12.09 Bus Trolley STD
- ☐ 11.12.10 Bus Trolley Artic.
- ☐ 11.12.11 Bus Double Deck
- ☐ 11.12.12 Bus Used
- ☐ 11.12.14 Bus Dual Mode
- ☐ 11.12.15 Vans
- ☐ 11.12.16 Sedan / Station Wagon

Buy Replacements - Capital Bus 11.12

Replacement Vehicle Information

1. Vehicles to be Replaced

Year	Make/Model	Category	VIN	Total Seats / ADA Seats	Current Miles
2,002	Ford/Aerotech	D (11.XX.04)	1FDXE45S22HB64917	12/2 Ex. 24/2	272,816
2,008	Ford/Aerolite	E (11.XX.15)	1FD3E35L18DB00983	10/1 Ex. 24/2	180,858
2,009	Ford/Aerolite II	E (11.XX.15)	1FD3E45L09DA92332	12/2 Ex. 24/2	211,056

2. Condition of Vehicles

VIN	Condition	Vehicle Maintenance History (Issues, Repairs, etc.)
1FDXE45S22HB64917	Poor	Vehicle has exceeded its' useful life more than twice over in both age and miles. Major systems continue to require maintenance. It is a rust bucket due to our location on the Oregon Coast.

Vehicle has exceeded its' useful life more than twice over in both age and miles. Major systems continue to require maintenance. It is a rust bucket due to our location on the Oregon Coast.

Vehicle has exceeded its' useful life more than twice over in both age and miles. Major systems continue to require maintenance. It is a rust bucket due to our location on the Oregon Coast.

11.12.07 Bus Commuter / Suburban Vehicle Information

Quantity	Make	Model	Length	Total Seats	Total ADA Stations	Fuel Type
<input type="text" value="1"/>	<input type="text" value="Ford"/>	<input type="text" value="NorCalVans"/>	<input type="text" value="12.4"/>	<input type="text" value="6"/>	<input type="text" value="2"/>	<input type="text" value="Hybrid-Gas"/>
<input type="text" value="2"/>	<input type="text" value="Arboc"/>	<input type="text" value="Spirit of Independence"/>	<input type="text" value="23.9"/>	<input type="text" value="10"/>	<input type="text" value="2"/>	<input type="text" value="Gas"/>

6.1.2 Expenditure Estimates

Expenditures by Fund Source and Fiscal Year

Enter estimates of all expenditures for activities in this task denoting both fund source and fiscal year of expenditure.

Fund Type	2019	2020	2021	Total
<input type="text" value="STIF"/>	<input type="text" value="\$111,901.35"/>	<input type="text" value="\$148,535.54"/>	<input type="text" value="\$135,407.24"/>	<input type="text" value="\$395,844.13"/>
<input type="text" value="Federal"/>	<input type="text" value="\$0.00"/>	<input type="text" value="\$0.00"/>	<input type="text" value="\$0.00"/>	<input type="text" value="\$0.00"/>
<input type="text" value="Other State"/>	<input type="text" value="\$0.00"/>	<input type="text" value="\$0.00"/>	<input type="text" value="\$0.00"/>	<input type="text" value="\$0.00"/>
<input type="text" value="Local"/>	<input type="text" value="\$0.00"/>	<input type="text" value="\$0.00"/>	<input type="text" value="\$0.00"/>	<input type="text" value="\$0.00"/>
<input type="text" value="Other Funds"/>	<input type="text" value="\$0.00"/>	<input type="text" value="\$0.00"/>	<input type="text" value="\$0.00"/>	<input type="text" value="\$0.00"/>
	<input type="text" value="\$111,901.35"/>	<input type="text" value="\$148,535.54"/>	<input type="text" value="\$135,407.24"/>	<input type="text" value="\$395,844.13"/>

6.2 Allocation of STIF funds by project

STIF Criteria

1. Increased frequency of bus service to areas with a high percentage of Low-Income Households.
2. Expansion of bus routes and bus services to serve areas with a high percentage of Low-Income Households.
3. Fund the implementation of programs to reduce fares for public transportation in communities with a high percentage of Low-Income Households.
4. Procurement of low or no emission buses for use in areas with 200,000 or more.
5. The improvement in the frequency and reliability of service between communities inside and outside of the Qualified Entity's service area.
6. Coordination between Public Transportation Service Providers to reduce fragmentation in the provision of transportation services.
7. Implementation of programs to provide student transit service for students in grades 9-12.

FY 2019 STIF Total
\$111,901.35

FY 2020 STIF Total
\$148,535.54

FY 2021 STIF Total
\$135,407.24

Fund Allocation (Must not exceed 100% per criterion per fiscal year)

If some criteria don't apply, fill in with zeros. Do not add or remove additional criterion.

Criterion	FY 2019	FY 2020	FY 2021
Criterion 1	20.0 %	20.0 %	20.0 %
Criterion 2	20.0 %	20.0 %	20.0 %
Criterion 3	0.0 %	0.0 %	0.0 %
Criterion 4	0.0 %	0.0 %	0.0 %
Criterion 5	60.0 %	60.0 %	60.0 %
Criterion 6	0.0 %	0.0 %	0.0 %
Criterion 7	0.0 %	0.0 %	0.0 %
	100.0 %	100.0 %	100.0 %

6.3 Oregon Public Transportation Plan Goals

Select at least one goal.

Select the OPTP goals that apply to your STIF Plan Projects.

☒ Goal 1 Mobility: Public Transportation User Experience -- People of all ages, abilities, and income levels move reliably and conveniently between destinations using an affordable, well-coordinated public transportation system. People in Oregon routinely use public transportation to meet their daily needs.

☒ Goal 2: Accessibility and Connectivity -- Riders experience user-friendly and convenient public transportation connections to and between services and travel modes in urban, suburban, rural, regional, and interstate areas.

☐ Goal 3: Community Livability and Economic Vitality -- Public transportation promotes community livability and economic vitality by efficiently and effectively moving people of all ages to and from homes, jobs, businesses, schools and colleges, and other destinations in urban, suburban, and rural areas.

☒ Goal 4: Equity -- Public transportation provides affordable, safe, efficient, and equitable transportation to jobs, services, and key destinations, improving quality of life for all Oregonians.

☒ Goal 5: Health -- Public transportation fosters improved health of Oregonians by promoting clean air, enhancing connections between people, enabling access to services such as health care and goods such as groceries, and by giving people opportunities to integrate physical activity into everyday life through walking and bicycling to and from public transportation.

☒ Goal 6: Safety and Security -- Public transportation trips are safe; riders feel safe and secure during their travel. Public transportation contributes to the resilience of Oregon communities.

☒ Goal 7: Environmental Sustainability -- Public transportation contributes to a healthy environment and climate by moving more people with efficient, low-emission vehicles, reducing greenhouse gases and other pollutants.

☒ Goal 8: Land Use -- Public transportation is a tool that supports Oregon's state and local land use goals and policies. Agencies collaborate to ensure public transportation helps shape great Oregon communities providing efficient and effective travel options in urban, suburban, and rural areas.

☒ Goal 9: Funding and Strategic Investment -- Strategic investment in public transportation supports the overall transportation system, the economy, and Oregonians' quality of life. Sustainable and reliable funding enables public transportation services and infrastructure to meet public needs.

☐ Goal 10: Communication, Collaboration, and Coordination -- Public and private transportation providers and all levels of government within the state and across state boundaries work collaboratively and foster partnerships that make public transportation seamless regardless of jurisdiction.

Goal 1 Policies - Select all that apply.

☒ Policy 1.1: Provide consistent and reliable public transportation services that people can count on to meet their travel needs.

☐ Policy 1.2: Provide customers access to clear, accurate information about public transportation services through multiple sources and media.

☐ Policy 1.3: Enact fare policies that reflect the needs of the community served; ensure that public transportation fares are understandable and easy to pay.

☐ Policy 1.4: Coordinate and enhance mobility management services and strategies to better coordinate services to enable riders and potential riders to use public transportation.

☒ Policy 1.5: Advance efficient mobility and reduce traffic congestion by enabling and promoting reliable, efficient service on corridors identified as public transportation priority corridors.

☐ Policy 1.6: Work proactively with state and local planning bodies to support local and regional public transportation plans and goals throughout the state.

Goal 2 Policies - Select all that apply.

☒ Policy 2.1: Enhance existing and identify new public transportation connections and services.

- ☒ Policy 2.2: Improve access to and ease of use for public transportation by connecting routes and services, including linking stops and stations to bicycle and pedestrian facilities.
- ☐ Policy 2.3: Provide coordinated, seamless regional and intercity bus and rail public transportation services to enable trips for commuting and recreation, and assist rural residents to access services in larger communities.
- ☐ Policy 2.4: Encourage employers, educational institutions, and others to provide opportunities for employees' and clients' use of public transportation, carpool, vanpool, shuttles, and other shared rides.

Goal 4 Policies - Select all that apply.

- ☐ Policy 4.1: Engage populations recognized as transportation disadvantaged in public transportation service decision making.
- ☐ Policy 4.2: Understand and communicate how disparities, barriers, and needs affect the ability of people to access and use public transportation, especially those who are transportation disadvantaged.
- ☐ Policy 4.3: Identify disparities, barriers, and needs that impact people's ability to access and use public transportation.
- ☒ Policy 4.4: Address the disparities, barriers, and needs that impact people's ability to access and use public transportation.
- ☐ Policy 4.5: Integrate equity criteria into funding decisions.

Goal 5 Policies - Select all that apply.

- ☒ Policy 5.1: Provide access to healthy lifestyle options by supporting the ability of people to reach goods and services such as groceries, recreation, health care, and social opportunities via public transportation.
- ☐ Policy 5.2: Integrate health considerations into public transportation planning and decision making at the local, regional, and state level.
- ☒ Policy 5.3: Connect public transportation riders to health and social services.

Goal 6 Policies - Select all that apply.

- ☐ Policy 6.1: Plan for, design, and locate transit stops and stations to support safe facilities, including providing safe street crossings.
- ☒ Policy 6.2: Provide for passenger and operator security on public transportation vehicles and at stops and stations through investments in facility design, amenities, appropriate security systems and personnel, and coordination with law enforcement staff.
- ☐ Policy 6.3: Enhance the safety of public transportation through personnel training and education programs.
- ☒ Policy 6.4: Promote public transportation as a safe travel option through public outreach campaigns and rider education programs.
- ☐ Policy 6.5: Incorporate innovations, such as new technologies and strategies, to increase public transportation safety and security.
- ☐ Policy 6.6: Integrate public transportation agencies and personnel into emergency response and recovery planning and training activities to support resilience during and after natural disasters and other emergencies.

Goal 7 Policies - Select all that apply.

- ☒ Policy 7.1: Support public transportation investments as a key approach to reducing greenhouse gas (GHG) emissions, as emphasized in state policy.

☒ Policy 7.2: Transition to low- or zero-emission vehicle technologies, including all electric, hybrid, biofuels, compressed natural gas, and other fuel and propulsion technologies.

☐ Policy 7.3: Identify and implement sustainable transit system operations policies and practices

Goal 8 Policies - Select all that apply.

☒ Policy 8.1: Increase the use of public transportation by fully integrating public transportation with other community plans including transportation, land use, and economic development plans.

☒ Policy 8.2: Elevate public transportation in developer, employer, community service provider, and public agency decision making, such as siting and development decisions. Recognize the impact land use has on people's ability to use public transportation and other transportation options.

☐ Policy 8.3: Foster the development of housing near public transportation routes and services.

Goal 9 Policies - Select all that apply.

☐ Policy 9.1: Invest strategically in maintenance, planning, transit service, and capital improvements to preserve and enhance public transportation.

☐ Policy 9.2: Foster creative investments and partnerships among public agencies and private organizations to improve the efficiency and effectiveness of public transportation services.

☒ Policy 9.3: Pursue stable and consistent funding for public transportation operations and capital investments that maintain services and address identified needs.

6.4 Project Summary

Project Name

Rolling Stock!

STIF Project Grand Total

\$395,844.13

FY 2019 STIF Project Total

\$111,901.35

FY 2020 STIF Project Total

\$148,535.54

FY 2021 STIF Project Total

\$135,407.24

FY 2019 percent of STIF Funds supporting student transportation

0.00 %

FY 2020 percent of STIF Funds supporting student transportation

0.00 %

FY 2021 percent of STIF Funds supporting student transportation

0.00 %

Project 4

Public Transportation Service Provider or Qualified Entity Name

Coos County Area Transit Service District

Project Name

Contingency Fund

Limit 50 characters

Project Description

The project is to start building a contingency fund in order to fund a Regional Multi-modal transit hub here on the south coast. We already have support from adjoining transit agencies and local municipalities.

Limit 250 Characters

Do you plan to expend funding in a future STIF Plan period?

☒ Yes

☐ No

If yes, what is the expenditure amount?

\$146,000.75

This will be added to the total amount of STIF funds requested.

What is the project type that you are carrying forward funds for?

☒ Holding funds for financial stability

☐ Capital 111-00 Bus Rolling Stock

☐ Capital 112-00 Bus Transitways / Lines

☒ Capital 113-00 Bus Stations / Stops / Terminals

☐ Capital 114-00 Bus Support Equip / Facilities

☐ Capital 115-00 Bus Electrification / Power Distribution

☐ Capital 116-00 Signal and Communication Equipment

☐ Capital 117-00 Other Capital Items (Bus)

☒ Operations 300-00

☒ Planning 442-00

☐ Administration 620-00

6.4 Project Summary

Project Name

Contingency Fund

STIF Project Grand Total

\$146,000.75

FY 2019 STIF Project Total

\$0.00

FY 2020 STIF Project Total

\$0.00

FY 2021 STIF Project Total

\$0.00

FY 2019 percent of STIF Funds supporting student transportation

FY 2020 percent of STIF Funds supporting student transportation

FY 2021 percent of STIF Funds supporting student transportation

Project 5

Public Transportation Service Provider or Qualified Entity Name

Coos County Area Transit Service District

Project Name

Demand Response

Limit 50 characters

Project Description

We have seen a large increase in requests for demand response service. As a result we have had to contract with other service providers to meet the demand. Increasing our capacity will allow us to send less rides out & provide more service directly.

Limit 250 Characters

Do you plan to expend funding in a future STIF Plan period?

☐ Yes

☒ No

Is this project part of your 100% list or 130% list?

100 % List

100% List Project Rank

6

Project budget share to improve, expand or maintain public transportation service

Improve or Expand Service

100%

Maintain Service

0 %

Local Plan from which this project is derived:

Coos County Coordinated Human Services Plan

Local Plan page number

50

Multi-Phase Project

Is your project part of a larger multi-phase project?

No

6.1.1 Project Scope

Task 1

Category

Operations 300-00 Operations

Specify the mode that this task will support.

☐ Fixed Route ☒ Demand Response

300.00 Operations Activity Type

☒ Operating Assistance 30.09

Operating Assistance Activity Detail

☒ 30.09.01 Operating Assistance

☐ 44.26.14 Communications

☐ 11.7L.00 Mobility Management

6.1.2 Expenditure Estimates

Expenditures by Fund Source and Fiscal Year

Enter estimates of all expenditures for activities in this task denoting both fund source and fiscal year of expenditure.

Fund Type	2019	2020	2021	Total
STIF	\$0.00	\$13,700.01	\$14,111.01	\$27,811.02
Federal	\$0.00	\$0.00	\$0.00	\$0.00
Other State	\$0.00	\$0.00	\$0.00	\$0.00
Local	\$0.00	\$0.00	\$0.00	\$0.00
Other Funds	\$0.00	\$0.00	\$0.00	\$0.00
	\$0.00	\$13,700.01	\$14,111.01	\$27,811.02

6.1.3 Outcome Measures

Minimum required measures for operations tasks

Revenue Miles	Revenue Hours	Rides
31,458	2,812.00	1,248

Number of people with access to transit (within ½ mile of transit stop for fixed route)

12,647

Number of Low-Income Households with access to transit (within ½ mile of transit stop for fixed route)

3,162

Number of new shared stops with other transit providers (reducing fragmentation in transit services)

0

Is this project supporting student transportation?

Yes

Choose at least one

Operations

☐ Number of students in grades 9-12 with free or reduced fare transit pass

- ☐ Number of students in grades 9-12 attending a school served by transit
- ☐ Number of rides provided to students in grades 9-12
- ☒ Other

Operations - Demand Response

- ☒ Number of students in grades 9-12 served by demand response

Other Measure

We have made our demand response line of service available to the 9-12 grade demographic, which provides the potential for up to 616 students during service hours.

Number of Units

1

Number of students in grades 9-12 served by demand response

616

6.2 Allocation of STIF funds by project

STIF Criteria

1. Increased frequency of bus service to areas with a high percentage of Low-Income Households.
2. Expansion of bus routes and bus services to serve areas with a high percentage of Low-Income Households.
3. Fund the implementation of programs to reduce fares for public transportation in communities with a high percentage of Low-Income Households.
4. Procurement of low or no emission buses for use in areas with 200,000 or more.
5. The improvement in the frequency and reliability of service between communities inside and outside of the Qualified Entity's service area.
6. Coordination between Public Transportation Service Providers to reduce fragmentation in the provision of transportation services.
7. Implementation of programs to provide student transit service for students in grades 9-12.

FY 2019 STIF Total
\$0.00

FY 2020 STIF Total
\$13,700.01

FY 2021 STIF Total
\$14,111.01

Fund Allocation (Must not exceed 100% per criterion per fiscal year)

If some criteria don't apply, fill in with zeros. Do not add or remove additional criterion.

Criterion	FY 2019	FY 2020	FY 2021
-----------	---------	---------	---------

Criterion 1	0.0 %	50.0 %	50.0 %
Criterion 2	0.0 %	49.0 %	49.0 %
Criterion 3	0.0 %	0.0 %	0.0 %
Criterion 4	0.0 %	0.0 %	0.0 %
Criterion 5	0.0 %	0.0 %	0.0 %
Criterion 6	0.0 %	0.0 %	0.0 %
Criterion 7	0.0 %	1.0 %	1.0 %
	0.0 %	100.0 %	100.0 %

6.3 Oregon Public Transportation Plan Goals

Select at least one goal.

Select the OPTP goals that apply to your STIF Plan Projects.

- ☒ Goal 1 Mobility: Public Transportation User Experience -- People of all ages, abilities, and income levels move reliably and conveniently between destinations using an affordable, well-coordinated public transportation system. People in Oregon routinely use public transportation to meet their daily needs.
- ☒ Goal 2: Accessibility and Connectivity -- Riders experience user-friendly and convenient public transportation connections to and between services and travel modes in urban, suburban, rural, regional, and interstate areas.
- ☒ Goal 3: Community Livability and Economic Vitality -- Public transportation promotes community livability and economic vitality by efficiently and effectively moving people of all ages to and from homes, jobs, businesses, schools and colleges, and other destinations in urban, suburban, and rural areas.
- ☒ Goal 4: Equity -- Public transportation provides affordable, safe, efficient, and equitable transportation to jobs, services, and key destinations, improving quality of life for all Oregonians.
- ☐ Goal 5: Health -- Public transportation fosters improved health of Oregonians by promoting clean air, enhancing connections between people, enabling access to services such as health care and goods such as groceries, and by giving people opportunities to integrate physical activity into everyday life through walking and bicycling to and from public transportation.
- ☐ Goal 6: Safety and Security -- Public transportation trips are safe; riders feel safe and secure during their travel. Public transportation contributes to the resilience of Oregon communities.
- ☐ Goal 7: Environmental Sustainability -- Public transportation contributes to a healthy environment and climate by moving more people with efficient, low-emission vehicles, reducing greenhouse gases and other pollutants.
- ☐ Goal 8: Land Use -- Public transportation is a tool that supports Oregon's state and local land use goals and policies. Agencies collaborate to ensure public transportation helps shape great Oregon communities providing efficient and effective travel options in urban, suburban, and rural areas.
- ☐ Goal 9: Funding and Strategic Investment -- Strategic investment in public transportation supports the overall transportation system, the economy, and Oregonians' quality of life. Sustainable and reliable

funding enables public transportation services and infrastructure to meet public needs.

☒ Goal 10: Communication, Collaboration, and Coordination -- Public and private transportation providers and all levels of government within the state and across state boundaries work collaboratively and foster partnerships that make public transportation seamless regardless of jurisdiction.

Goal 1 Policies - Select all that apply.

☒ Policy 1.1: Provide consistent and reliable public transportation services that people can count on to meet their travel needs.

☐ Policy 1.2: Provide customers access to clear, accurate information about public transportation services through multiple sources and media.

☐ Policy 1.3: Enact fare policies that reflect the needs of the community served; ensure that public transportation fares are understandable and easy to pay.

☐ Policy 1.4: Coordinate and enhance mobility management services and strategies to better coordinate services to enable riders and potential riders to use public transportation.

☒ Policy 1.5: Advance efficient mobility and reduce traffic congestion by enabling and promoting reliable, efficient service on corridors identified as public transportation priority corridors.

☐ Policy 1.6: Work proactively with state and local planning bodies to support local and regional public transportation plans and goals throughout the state.

Goal 2 Policies - Select all that apply.

☒ Policy 2.1: Enhance existing and identify new public transportation connections and services.

☐ Policy 2.2: Improve access to and ease of use for public transportation by connecting routes and services, including linking stops and stations to bicycle and pedestrian facilities.

☐ Policy 2.3: Provide coordinated, seamless regional and intercity bus and rail public transportation services to enable trips for commuting and recreation, and assist rural residents to access services in larger communities.

☐ Policy 2.4: Encourage employers, educational institutions, and others to provide opportunities for employees' and clients' use of public transportation, carpool, vanpool, shuttles, and other shared rides.

Goal 3 Policies - Select all that apply.

☐ Policy 3.1: Enhance access to education and employment via public transportation.

☐ Policy 3.2: Promote and support use of public transportation for tourism and special events in Oregon.

☒ Policy 3.3: Promote the use of public transportation to foster greater community livability.

Goal 4 Policies - Select all that apply.

☒ Policy 4.1: Engage populations recognized as transportation disadvantaged in public transportation service decision making.

☒ Policy 4.2: Understand and communicate how disparities, barriers, and needs affect the ability of people to access and use public transportation, especially those who are transportation disadvantaged.

☒ Policy 4.3: Identify disparities, barriers, and needs that impact people's ability to access and use public transportation.

☒ Policy 4.4: Address the disparities, barriers, and needs that impact people's ability to access and use public transportation.

☒ Policy 4.5: Integrate equity criteria into funding decisions.

Goal 10 Policies - Select all that apply.

- ☒ Policy 10.1: Coordinate communication and marketing to promote knowledge and understanding of available public transportation services.
- ☐ Policy 10.2: Collaborate and share costs for resources, supplies, and services that can be used by multiple agencies.
- ☐ Policy 10.3: Identify and advance opportunities to share data resources and collection methods.
- ☒ Policy 10.4: Collaborate with various agencies, jurisdictions, and transportation providers in support of effective public transportation that is reliable and easy to use and helps meet state, regional, and community goals.
- ☒ Policy 10.5: Collaborate among agencies, jurisdictions, and providers to ensure the public transportation system is integrated as a component of the broader multimodal transportation system in Oregon. Provide leadership for public transportation activities and build upon efforts to coordinate public transportation services, especially statewide services.

6.4 Project Summary

Project Name

Demand Response

STIF Project Grand Total

\$27,811.02

FY 2019 STIF Project Total

\$0.00

FY 2020 STIF Project Total

\$13,700.01

FY 2021 STIF Project Total

\$14,111.01

FY 2019 percent of STIF Funds supporting student transportation

FY 2020 percent of STIF Funds supporting student transportation

1.00 %

FY 2021 percent of STIF Funds supporting student transportation

1.00 %

Project 6

Public Transportation Service Provider or Qualified Entity Name

Coos County Area Transit Service District

Project Name

Service efficiency and outreach - Wifi!

Limit 50 characters

Project Description

Project to move to a new more efficient dispatching system, bring vehicle tracking to our entire fleet, wifi to our fixed route lines of service and marketing and re-branding for a more user friendly experience for all riders.

Limit 250 Characters

Do you plan to expend funding in a future STIF Plan period?

☐ Yes

☒ No

Is this project part of your 100% list or 130% list?

100 % List

100% List Project Rank

3

Project budget share to improve, expand or maintain public transportation service

Improve or Expand Service

100%

Maintain Service

0 %

Local Plan from which this project is derived:

Coos County Coordinated Human Services Plan

Local Plan page number

53

Multi-Phase Project

Is your project part of a larger multi-phase project?

No

6.1.1 Project Scope

Task 1

Category

Capital 116-00 Signal & Communication Equipment - Bus

116-00 Signal & Communication Equipment Activity Type

- ☐ Engineering & Design 11.61
- ☒ Acquisition 11.62
- ☐ Construction 11.63
- ☐ Rehab / Renovation 11.64
- ☐ Lease 11.66

Acquisition 11.62 Activity Detail

- ☐ 11.62.01 Control / Signal System
- ☒ 11.62.02 Communications Systems
- ☐ 11.62.03 Radios
- ☐ 11.62.20 Misc. Communications Equip.

116-00 Signal & Communication Equipment Equipment Information

Description	Quantity	Unit Cost	Total Cost
-------------	----------	-----------	------------

Tablet based Paratransit Management System	1	\$59,050.00	\$59,050.00
Paratransit Smartphone App & Web Portal	1	\$19,540.00	\$19,540.00
Fixed Route CAD/AVL Management System	1	\$52,897.00	\$52,897.00
Fixed Route Smartphone App & Web Portal	1	\$22,800.00	\$22,800.00
Public Wifi for fixed route service	1	\$11,974.00	\$11,974.00
			\$166,261.00

6.1.2 Expenditure Estimates

Expenditures by Fund Source and Fiscal Year

Enter estimates of all expenditures for activities in this task denoting both fund source and fiscal year of expenditure.

Fund Type	2019	2020	2021	Total
STIF	\$87,335.00	\$80,665.00	\$0.00	\$168,000.00
Federal	\$0.00	\$0.00	\$0.00	\$0.00
Other State	\$0.00	\$0.00	\$0.00	\$0.00
Local	\$0.00	\$0.00	\$0.00	\$0.00
Other Funds	\$0.00	\$0.00	\$0.00	\$0.00
	\$87,335.00	\$80,665.00	\$0.00	\$168,000.00

6.1.3 Outcome Measures

Optional Outcome Measures

Outcome Measure 1

All Project Types

Other Measure:

Overall service gleaned as a result of this project would be: improve communications between drivers and dispatch, allow real time tracking for riders and organization both, improve safety of the organization (drivers and riders alike), will improve maintenance tracking which is currently done manually, improve overall NTD tracking requirements (much of which is done manually), improve rider experience due to new access to wifi, demand response clients will now be able to schedule their own rides.

Number of Units:

Task 2

Category**Specify the mode that this task will support.**

☒ Fixed Route ☐ Demand Response

300.00 Operations Activity Type

☒ Operating Assistance 30.09

Operating Assistance Activity Detail

☐ 30.09.01 Operating Assistance

☐ 44.26.14 Communications

☐ 11.7L.00 Mobility Management

6.1.2 Expenditure Estimates

Expenditures by Fund Source and Fiscal Year

Enter estimates of all expenditures for activities in this task denoting both fund source and fiscal year of expenditure.

Fund Type	2019	2020	2021	Total
<input type="text" value="STIF"/>	<input type="text" value="\$46,773.75"/>	<input type="text" value="\$25,000.00"/>	<input type="text" value="\$25,000.00"/>	<input type="text" value="\$96,773.75"/>
<input type="text" value="Federal"/>	<input type="text" value="\$0.00"/>	<input type="text" value="\$0.00"/>	<input type="text" value="\$0.00"/>	<input type="text" value="\$0.00"/>
<input type="text" value="Other State"/>	<input type="text" value="\$0.00"/>	<input type="text" value="\$0.00"/>	<input type="text" value="\$0.00"/>	<input type="text" value="\$0.00"/>
<input type="text" value="Local"/>	<input type="text" value="\$0.00"/>	<input type="text" value="\$0.00"/>	<input type="text" value="\$0.00"/>	<input type="text" value="\$0.00"/>
<input type="text" value="Other Funds"/>	<input type="text" value="\$0.00"/>	<input type="text" value="\$0.00"/>	<input type="text" value="\$0.00"/>	<input type="text" value="\$0.00"/>
	\$46,773.75	\$25,000.00	\$25,000.00	\$96,773.75

6.1.3 Outcome Measures

Is this project supporting student transportation?

Yes

Choose at least one

Operations

- ☐ Number of students in grades 9-12 with free or reduced fare transit pass
- ☒ Number of students in grades 9-12 attending a school served by transit
- ☐ Number of rides provided to students in grades 9-12
- ☐ Other

Number of students in grades 9-12 attending a school served by transit

0

Optional Outcome Measures

Outcome Measure 1

Operations - Communications

Number of impressions (# of times a person receives the information, tracked by advertisers) or other measures that indicate how many people receive information about transit service.

240

Number of new users due to communications (could be determined by asking a question about how the rider learned about this service as part of a regular onboard survey)

2,500

All Project Types

Other Measure:

As a result of this rebranding and marketing project, this will likely make the website more friendly to the 9-12 grade demographic, it will allow easier access and readability, more information will be available in a more user friendly way, schedules will now include maps, website will include interactive mapping for easier route planning.

Number of Units:

1

6.2 Allocation of STIF funds by project

STIF Criteria

1. Increased frequency of bus service to areas with a high percentage of Low-Income Households.
2. Expansion of bus routes and bus services to serve areas with a high percentage of Low-Income Households.
3. Fund the implementation of programs to reduce fares for public transportation in communities with a high percentage of Low-Income Households.
4. Procurement of low or no emission buses for use in areas with 200,000 or more.
5. The improvement in the frequency and reliability of service between communities inside and outside of the Qualified Entity's service area.
6. Coordination between Public Transportation Service Providers to reduce fragmentation in the provision of transportation services.
7. Implementation of programs to provide student transit service for students in grades 9-12.

FY 2019 STIF Total
\$134,108.75

FY 2020 STIF Total
\$105,665.00

FY 2021 STIF Total
\$25,000.00

Fund Allocation (Must not exceed 100% per criterion per fiscal year)

If some criteria don't apply, fill in with zeros. Do not add or remove additional criterion.

Criterion	FY 2019	FY 2020	FY 2021
Criterion 1	40.0 %	40.0 %	40.0 %
Criterion 2	40.0 %	40.0 %	40.0 %
Criterion 3	0.0 %	0.0 %	0.0 %
Criterion 4	0.0 %	0.0 %	0.0 %
Criterion 5	8.0 %	8.0 %	8.0 %
Criterion 6	9.0 %	9.0 %	9.0 %
Criterion 7	3.0 %	3.0 %	3.0 %
	100.0 %	100.0 %	100.0 %

6.3 Oregon Public Transportation Plan Goals

Select at least one goal.

Select the OPTP goals that apply to your STIF Plan Projects.

- ☒ Goal 1 Mobility: Public Transportation User Experience -- People of all ages, abilities, and income levels move reliably and conveniently between destinations using an affordable, well-coordinated public transportation system. People in Oregon routinely use public transportation to meet their daily needs.
- ☒ Goal 2: Accessibility and Connectivity -- Riders experience user-friendly and convenient public transportation connections to and between services and travel modes in urban, suburban, rural, regional, and interstate areas.
- ☒ Goal 3: Community Livability and Economic Vitality -- Public transportation promotes community livability and economic vitality by efficiently and effectively moving people of all ages to and from homes, jobs, businesses, schools and colleges, and other destinations in urban, suburban, and rural areas.
- ☐ Goal 4: Equity -- Public transportation provides affordable, safe, efficient, and equitable transportation to jobs, services, and key destinations, improving quality of life for all Oregonians.
- ☐ Goal 5: Health -- Public transportation fosters improved health of Oregonians by promoting clean air, enhancing connections between people, enabling access to services such as health care and goods such as groceries, and by giving people opportunities to integrate physical activity into everyday life through walking and bicycling to and from public transportation.
- ☒ Goal 6: Safety and Security -- Public transportation trips are safe; riders feel safe and secure during their travel. Public transportation contributes to the resilience of Oregon communities.
- ☐ Goal 7: Environmental Sustainability -- Public transportation contributes to a healthy environment and climate by moving more people with efficient, low-emission vehicles, reducing greenhouse gases and other pollutants.
- ☐ Goal 8: Land Use -- Public transportation is a tool that supports Oregon's state and local land use goals and policies. Agencies collaborate to ensure public transportation helps shape great Oregon communities providing efficient and effective travel options in urban, suburban, and rural areas.
- ☒ Goal 9: Funding and Strategic Investment -- Strategic investment in public transportation supports the overall transportation system, the economy, and Oregonians' quality of life. Sustainable and reliable funding enables public transportation services and infrastructure to meet public needs.
- ☒ Goal 10: Communication, Collaboration, and Coordination -- Public and private transportation providers and all levels of government within the state and across state boundaries work collaboratively and foster partnerships that make public transportation seamless regardless of jurisdiction.

Goal 1 Policies - Select all that apply.

- ☒ Policy 1.1: Provide consistent and reliable public transportation services that people can count on to meet their travel needs.
- ☒ Policy 1.2: Provide customers access to clear, accurate information about public transportation services through multiple sources and media.
- ☐ Policy 1.3: Enact fare policies that reflect the needs of the community served; ensure that public transportation fares are understandable and easy to pay.
- ☒ Policy 1.4: Coordinate and enhance mobility management services and strategies to better coordinate services to enable riders and potential riders to use public transportation.
- ☒ Policy 1.5: Advance efficient mobility and reduce traffic congestion by enabling and promoting reliable, efficient service on corridors identified as public transportation priority corridors.
- ☒ Policy 1.6: Work proactively with state and local planning bodies to support local and regional public transportation plans and goals throughout the state.

Goal 2 Policies - Select all that apply.

- ☒ Policy 2.1: Enhance existing and identify new public transportation connections and services.

- ☒ Policy 2.2: Improve access to and ease of use for public transportation by connecting routes and services, including linking stops and stations to bicycle and pedestrian facilities.
- ☒ Policy 2.3: Provide coordinated, seamless regional and intercity bus and rail public transportation services to enable trips for commuting and recreation, and assist rural residents to access services in larger communities.
- ☒ Policy 2.4: Encourage employers, educational institutions, and others to provide opportunities for employees' and clients' use of public transportation, carpool, vanpool, shuttles, and other shared rides.

Goal 3 Policies - Select all that apply.

- ☒ Policy 3.1: Enhance access to education and employment via public transportation.
- ☒ Policy 3.2: Promote and support use of public transportation for tourism and special events in Oregon.
- ☒ Policy 3.3: Promote the use of public transportation to foster greater community livability.

Goal 6 Policies - Select all that apply.

- ☐ Policy 6.1: Plan for, design, and locate transit stops and stations to support safe facilities, including providing safe street crossings.
- ☒ Policy 6.2: Provide for passenger and operator security on public transportation vehicles and at stops and stations through investments in facility design, amenities, appropriate security systems and personnel, and coordination with law enforcement staff.
- ☐ Policy 6.3: Enhance the safety of public transportation through personnel training and education programs.
- ☒ Policy 6.4: Promote public transportation as a safe travel option through public outreach campaigns and rider education programs.
- ☒ Policy 6.5: Incorporate innovations, such as new technologies and strategies, to increase public transportation safety and security.
- ☐ Policy 6.6: Integrate public transportation agencies and personnel into emergency response and recovery planning and training activities to support resilience during and after natural disasters and other emergencies.

Goal 9 Policies - Select all that apply.

- ☒ Policy 9.1: Invest strategically in maintenance, planning, transit service, and capital improvements to preserve and enhance public transportation.
- ☐ Policy 9.2: Foster creative investments and partnerships among public agencies and private organizations to improve the efficiency and effectiveness of public transportation services.
- ☒ Policy 9.3: Pursue stable and consistent funding for public transportation operations and capital investments that maintain services and address identified needs.

Goal 10 Policies - Select all that apply.

- ☒ Policy 10.1: Coordinate communication and marketing to promote knowledge and understanding of available public transportation services.
- ☐ Policy 10.2: Collaborate and share costs for resources, supplies, and services that can be used by multiple agencies.
- ☐ Policy 10.3: Identify and advance opportunities to share data resources and collection methods.
- ☐ Policy 10.4: Collaborate with various agencies, jurisdictions, and transportation providers in support of effective public transportation that is reliable and easy to use and helps meet state, regional, and community goals.

☒ Policy 10.5: Collaborate among agencies, jurisdictions, and providers to ensure the public transportation system is integrated as a component of the broader multimodal transportation system in Oregon. Provide leadership for public transportation activities and build upon efforts to coordinate public transportation services, especially statewide services.

6.4 Project Summary

Project Name

Service efficiency and outreach - Wifi!

STIF Project Grand Total

\$264,773.75

FY 2019 STIF Project Total

\$134,108.75

FY 2020 STIF Project Total

\$105,665.00

FY 2021 STIF Project Total

\$25,000.00

FY 2019 percent of STIF Funds supporting student transportation

3.00 %

FY 2020 percent of STIF Funds supporting student transportation

3.00 %

FY 2021 percent of STIF Funds supporting student transportation

3.00 %

7. STIF Plan Summary

STIF Plan Total

\$1,772,999.99

Amount Carried

Forward

\$146,000.75

FY 2019 Total STIF Funds

\$304,000.00

FY 2020 Total STIF Funds

\$620,999.25

FY 2021 Total STIF Funds

\$701,999.99

FY 2019 Student STIF Funds

\$4,231.26

FY 2020 Student STIF Funds

\$8,138.38

FY 2021 Student STIF Funds

\$12,707.84

FY 2019 Percent of STIF Funds supporting student transportation

1.39 %

FY 2020 Percent of STIF Funds supporting student transportation

1.31 %

FY 2021 Percent of STIF Funds supporting student transportation

1.81 %

Effective Date

This STIF Plan shall become effective as of the date it is approved by the Oregon Transportation Commission and it shall terminate as of the end date specified in Section 5 of the approved STIF Plan.

Signature

This STIF Plan serves as a legally binding agreement between the Qualified Entity and the State of Oregon, acting by and through its Department of Transportation.

Download the signature page here [STIF Plan signature page](#).

Upload signature page here.

STIF signature page - signed.pdf

Limit 100 MB